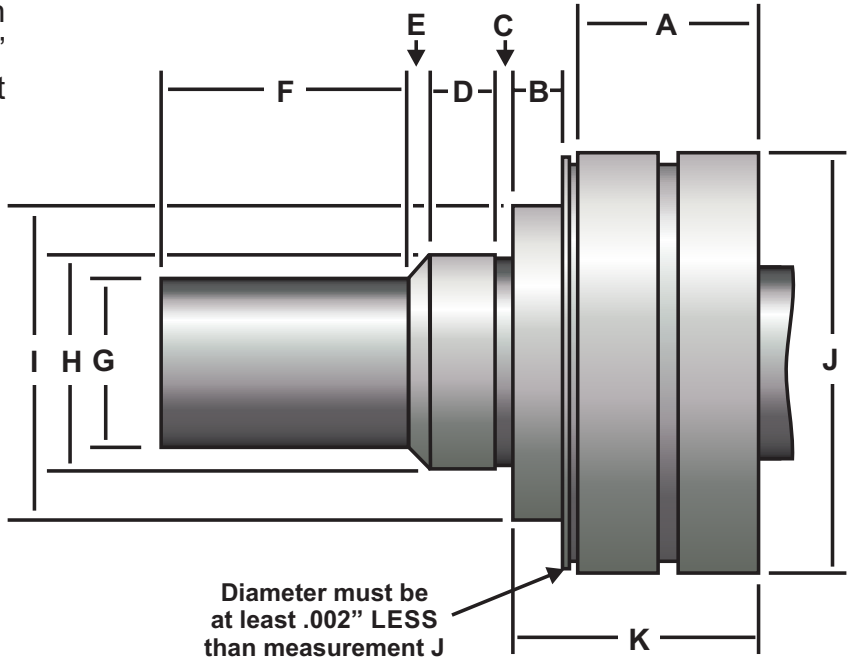




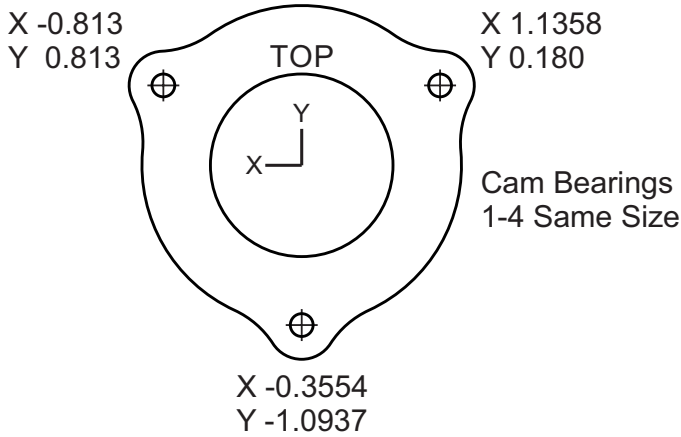
TA VRL100 CAMSHAFT THRUST PLATE INSTALL INSTRUCTIONS

The following dimensions are shown as a reference. Usually the "I" & "B" dimensions are the only ones that need machining.

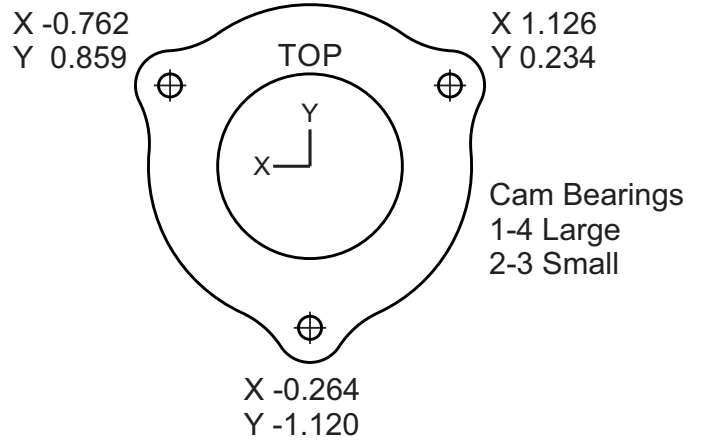
- A: 0.900"
- B: 0.340"
- C: 0.075"
- D: 0.330"
- E: 0.075"
- F: 1.275"
- G: 1.000"
- H: 1.1245"
- I: 1.3775"
- J: 1.7857"
- K: 1.240"



TA Aluminum Block GM Stage 2 Iron Block



GM Turbo "109" Block



GM V6 Iron Blocks

